

Baywide Beach Monitoring Assessment

Week commencing Monday 10 August 2009



Legend

	○ Levels are within guidelines.
	◇ Elevated levels – an investigation has commenced into the source.
	■ Advisory
	Some results are pending for this site this week.
	▶ Not available.

Beach	Bacteria	Metals	Organic chemicals	Algae
Werribee South	○	○	○	▶
Altona	○	○	○	○
Williamstown	○	○	○	○
Sandridge	○	○	○	○
Port Melbourne	○	○	○	○
Middle Park	○	○	○	○
St Kilda	○	○	○	○
Elwood	○	○	○	○
Brighton	○	○	○	○
Hampton	○	○	○	▶
Sandringham	○	○	○	▶
Half Moon Bay	○	○	○	▶
Beaumaris	○	○	○	▶
Mentone	○	○	○	▶
Mordialloc	○	○	○	▶
Aspendale North	○	○	○	▶
Carrum	○	○	○	▶
Seaford	○	○	○	▶
Frankston LSC	○	○	○	▶
Frankston CG	○	○	○	▶
Canadian Bay	○	○	○	▶
Mornington	○	○	○	▶
Mt Martha	○	○	○	▶
Safety	○	○	○	▶
Dromana	○	○	○	▶
Rosebud	○	○	○	▶
Rye	○	○	○	▶
Blairgowrie	○	○	○	▶
Sorrento	○	○	○	▶
Portsea	○	○	○	▶
Queenscliff	○	○	○	▶
St Leonards	○	○	○	▶
Portarlington	○	○	○	▶
The Dell	○	○	○	▶
Eastern	○	○	○	▶
St Helens	○	○	○	▶


Enterococci - Baywide Beach Monitoring

(organisms per 100 mL)

Sampling Date – 10 August 2009



Legend



- Levels are within guidelines
(i.e., less than or equal to 500 organisms/100mL)
- ◇ Elevated levels – an investigation has commenced into the source.
(i.e., more than 500 organisms/100mL)
- Advisory

The data for this site are unavailable this week.

Beach	Enterococci
Werribee South	<10
Altona	<10
Williamstown	31
Sandridge	110
Port Melbourne	41
Middle Park	130
St Kilda	<10
Elwood	<10
Brighton	<10
Hampton	<10
Sandringham	<10
Half Moon Bay	20
Beaumaris	<10
Mentone	<10
Mordialloc	<10
Aspendale North	170
Carrum	<10
Seaford	10
Frankston LSC	310
Frankston CG	120
Canadian Bay	<10
Mornington	86
Mt Martha	10
Safety	<10
Dromana	<10
Rosebud	<10
Rye	10
Blairstown	10
Sorrento	<10
Portsea	41
Queenscliff	10
St Leonards	<10
Portarlington	<10
The Dell	10
Eastern	10
St Helens	10

Metals - Baywide Beach Monitoring

(µg/L)

Sampling Date – 10 August 2009

Legend

	○ Levels are within guidelines.
	◇ Elevated levels – an investigation has commenced into the source.
	■ Advisory
	The data for this site are unavailable this week.

	Arsenic	Cadmium	Chromium	Copper	Lead	Manganese	Mercury	Nickel	Zinc
Guideline Level	70	20	500	20000	100	5000	10	200	30000





Beach	Arsenic	Cadmium	Chromium	Copper	Lead	Manganese	Mercury	Nickel	Zinc
Werribee South	2.3	0.2	0.6	<1	0.3	9.5	<0.1	1.1	<5
Altona	2.6	<0.2	<0.5	<1	<0.2	61.0	<0.1	0.7	<5
Williamstown	2.5	<0.2	<0.5	<1	<0.2	5.8	<0.1	0.6	<5
Sandridge	2.4	<0.2	<0.5	<1	0.7	4.6	<0.1	0.7	<5
Port Melbourne	2.3	<0.2	<0.5	<1	<0.2	3.1	<0.1	0.6	<5
Middle Park	2.4	<0.2	<0.5	<1	0.3	3.7	<0.1	0.6	<5
St Kilda	2.4	<0.2	<0.5	<1	0.2	3.9	<0.1	0.6	<5
Elwood	2.4	<0.2	<0.5	<1	0.2	3.6	<0.1	0.7	<5
Brighton	2.4	<0.2	<0.5	<1	<0.2	2.9	<0.1	0.7	<5
Hampton	2.4	<0.2	<0.5	<1	<0.2	2.9	<0.1	0.6	<5
Sandringham	2.4	<0.2	<0.5	<1	<0.2	3.0	<0.1	0.6	<5
Half Moon Bay	2.5	<0.2	<0.5	<1	<0.2	3.3	<0.1	0.7	<5
Beaumaris	2.5	<0.2	<0.5	<1	<0.2	5.6	<0.1	0.6	<5
Mentone	2.5	<0.2	<0.5	<1	<0.2	5.5	<0.1	0.6	<5
Mordialloc	2.4	<0.2	<0.5	<1	<0.2	3.6	<0.1	0.6	<5
Aspendale North	2.4	<0.2	<0.5	<1	0.4	5.4	<0.1	0.7	<5
Carrum	2.4	<0.2	<0.5	<1	<0.2	4.1	<0.1	0.7	<5
Seaford	2.3	<0.2	<0.5	<1	<0.2	4.2	<0.1	0.7	<5
Frankston LSC	2.3	<0.2	<0.5	<1	<0.2	2.8	<0.1	0.7	<5
Frankston CG	2.0	<0.2	<0.5	1	0.2	3.0	<0.1	1.4	9
Canadian Bay	2.5	<0.2	<0.5	<1	<0.2	2.4	<0.1	0.7	<5
Mornington	2.6	<0.2	<0.5	1	<0.2	2.2	<0.1	0.9	6
Mt Martha	2.3	<0.2	<0.5	<1	<0.2	1.9	<0.1	0.7	<5
Safety	2.4	<0.2	<0.5	<1	<0.2	1.5	<0.1	0.6	<5
Dromana	2.2	<0.2	<0.5	<1	<0.2	1.1	<0.1	0.5	<5
Rosebud	2.3	<0.2	<0.5	<1	<0.2	1.4	<0.1	0.6	<5
Rye	2.3	<0.2	<0.5	<1	<0.2	1.9	<0.1	0.5	<5
Blairgowrie	2.2	<0.2	<0.5	<1	<0.2	1.1	<0.1	<0.5	<5
Sorrento	2.1	<0.2	<0.5	<1	<0.2	0.8	<0.1	<0.5	<5
Portsea	2.0	<0.2	<0.5	<1	<0.2	<0.5	<0.1	<0.5	<5
Queenscliff	2.0	<0.2	<0.5	<1	0.6	0.9	<0.1	<0.5	<5
St Leonards	2.9	<0.2	0.6	<1	0.4	3.0	<0.1	0.9	<5
Portarlinton	2.4	<0.2	<0.5	<1	0.2	2.3	<0.1	0.7	<5
The Dell	3.0	<0.2	1.2	1	0.8	14.0	<0.1	2.4	<5
Eastern	2.7	<0.2	0.9	1	1.3	6.9	<0.1	1.3	<5
St Helens	2.4	<0.2	<0.5	<1	0.2	4.5	<0.1	0.9	<5

Algae - Baywide Beach Monitoring

Sampling Date – 10 August 2009



Legend

	Not detected
	◇ Elevated levels – an investigation has commenced into the source.
	■ Advisory
	The data for this site are unavailable this week.

Beach	Species considered harmful to swimmers	Comments
Altona	Not detected	
Williamstown	Not detected	
Sandridge	Not detected	
Port Melbourne	Not detected	
Middle Park	Not detected	
St Kilda	Not detected	
Elwood	Not detected	
Brighton	Not detected	