

# Baywide Beach Monitoring Assessment

Week commencing Monday 25 May 2009



## Legend

	○ Levels are within guidelines.
	◇ Elevated levels – an investigation has commenced into the source.
	■ Advisory
	Some results are pending for this site this week.
	▶ Not available.

Beach	Bacteria	Metals	Organic chemicals	Algae
Werribee South	○	○	○	▶
Altona	○	○	○	○
Williamstown	○	○	○	○
Sandridge	○	○	○	○
Port Melbourne	○	○	○	○
Middle Park	○	○	○	○
St Kilda	○	○	○	○
Elwood	○	○	○	○
Brighton	○	○	○	○
Hampton	○	○	○	▶
Sandringham	○	○	○	▶
Half Moon Bay	○	○	○	▶
Beaumaris	○	○	○	▶
Mentone	○	○	○	▶
Mordialloc	○	○	○	▶
Aspendale North	○	○	○	▶
Carrum	○	○	○	▶
Seaford	○	○	○	▶
Frankston LSC	○	○	○	▶
Frankston CG	○	○	○	▶
Canadian Bay	○	○	○	▶
Mornington	○	○	○	▶
Mt Martha	○	○	○	▶
Safety	○	○	○	▶
Dromana	○	○	○	▶
Rosebud	○	○	○	▶
Rye	○	○	○	▶
Blairgowrie	○	○	○	▶
Sorrento	○	○	○	▶
Portsea	○	○	○	▶
Queenscliff	○	○	○	▶
St Leonards	○	○	○	▶
Portarlington	○	○	○	▶
The Dell	○	○	○	▶
Eastern	○	○	○	▶
St Helens	○	○	○	▶

## Enterococci - Baywide Beach Monitoring

(organisms per 100 mL)

Sampling Date – 25 May 2009



### Legend

	○ Levels are within guidelines (i.e., less than 500 organisms/100mL)
	◇ Elevated levels – an investigation has commenced into the source. (i.e., more than 500 organisms/100mL)
	■ Advisory
	The data for this site are unavailable this week.

Beach	Enterococci
Werribee South	<10
Altona	<10
Williamstown	<10
Sandridge	<10
Port Melbourne	<10
Middle Park	<10
St Kilda	<10
Elwood	<10
Brighton	<10
Hampton	41
Sandringham	10
Half Moon Bay	31
Beaumaris	63
Mentone	10
Mordialloc	<10
Aspendale North	10
Carrum	140
Seaford	41
Frankston LSC	10
Frankston CG	52
Canadian Bay	20
Mornington	20
Mt Martha	10
Safety	10
Dromana	<10
Rosebud	20
Rye	20
Blairstown	20
Sorrento	<10
Portsea	<10
Queenscliff	20
St Leonards	20
Portarlington	20
The Dell	20
Eastern	74
St Helens	<10

## Metals - Baywide Beach Monitoring

(µg/L)

Sampling Date – 25 May 2009

### Legend

	○ Levels are within guidelines.
	◇ Elevated levels – an investigation has commenced into the source.
	■ Advisory
	The data for this site are unavailable this week.

	Arsenic	Cadmium	Chromium	Copper	Lead	Manganese	Mercury	Nickel	Zinc
<b>Guideline Level</b>	70	20	500	20000	100	5000	10	200	30000

Beach	Arsenic	Cadmium	Chromium	Copper	Lead	Manganese	Mercury	Nickel	Zinc
Werribee South	2.8	0.2	0.5	<1	0.3	13.0	0.1	0.9	<5
Altona	2.6	0.2	<0.5	<1	0.3	10.0	0.1	0.6	<5
Williamstown	2.6	0.2	3.0	<1	0.3	4.8	0.1	0.7	<5
Sandridge	2.6	0.2	<0.5	<1	<0.2	8.5	<0.1	0.7	<5
Port Melbourne	2.6	0.2	<0.5	<1	<0.2	7.8	0.1	0.6	<5
Middle Park	2.6	0.2	<0.5	<1	<0.2	7.8	<0.1	0.6	<5
St Kilda	2.6	0.2	<0.5	<1	<0.2	6.5	0.1	0.7	<5
Elwood	2.4	<0.2	<0.5	<1	<0.2	5.5	<0.1	0.6	<5
Brighton	2.5	0.2	<0.5	<1	<0.2	5.0	0.1	0.6	<5
Hampton	2.6	0.2	<0.5	<1	<0.2	4.9	0.1	0.7	<5
Sandringham	2.8	0.2	<0.5	<1	<0.2	4.7	0.1	0.8	<5
Half Moon Bay	2.7	0.2	<0.5	<1	<0.2	4.4	0.1	0.7	<5
Beaumaris	2.7	0.2	<0.5	<1	<0.2	6.7	0.1	0.7	<5
Mentone	2.7	0.2	<0.5	<1	<0.2	8.1	0.1	0.6	<5
Mordialloc	2.6	0.2	<0.5	<1	<0.2	4.1	0.1	0.6	<5
Aspendale North	2.7	0.2	<0.5	<1	<0.2	5.0	0.1	0.6	<5
Carrum	6.2	0.3	7.1	5	8.7	22.0	0.1	2.9	29
Seaford	2.4	<0.2	<0.5	<1	0.3	5.8	<0.1	0.7	<5
Frankston LSC	2.6	<0.2	<0.5	<1	<0.2	6.0	<0.1	0.6	<5
Frankston CG	2.6	<0.2	<0.5	3	0.3	5.4	<0.1	0.8	6
Canadian Bay	2.8	<0.2	<0.5	<1	<0.2	5.9	<0.1	0.7	<5
Mornington	2.6	<0.2	<0.5	<1	<0.2	5.7	<0.1	0.7	<5
Mt Martha	2.5	<0.2	<0.5	<1	<0.2	4.0	<0.1	0.6	<5
Safety	2.5	0.2	<0.5	<1	<0.2	6.2	<0.1	0.6	<5
Dromana	2.3	<0.2	<0.5	<1	<0.2	3.1	<0.1	<0.5	<5
Rosebud	2.5	<0.2	<0.5	<1	<0.2	2.6	<0.1	<0.5	<5
Rye	2.6	<0.2	<0.5	<1	<0.2	2.7	<0.1	<0.5	<5
Blairgowrie	2.4	<0.2	<0.5	<1	<0.2	1.5	<0.1	<0.5	<5
Sorrento	2.3	<0.2	<0.5	<1	<0.2	1.4	<0.1	<0.5	<5
Portsea	1.9	<0.2	<0.5	<1	<0.2	0.9	<0.1	<0.5	<5
Queenscliff	2.3	0.2	<0.5	<1	0.5	2.0	0.1	<0.5	<5
St Leonards	2.8	0.2	0.5	<1	<0.2	3.5	0.1	0.7	<5
Portarlinton	4.0	0.3	2.2	1	0.9	13.0	0.1	2.5	<5
The Dell	3.6	0.3	1.5	1	0.7	18.0	0.1	2.2	<5
Eastern	5.3	0.3	5.3	5	7.5	52.0	0.1	4.0	18
St Helens	2.8	0.3	0.7	<1	0.7	8.5	0.1	1.0	<5







## Algae - Baywide Beach Monitoring

Sampling Date – 25 May 2009



### Legend

	Not detected
	◇ Elevated levels – an investigation has commenced into the source.
	■ Advisory
	The data for this site are unavailable this week.

Beach	Species considered harmful to swimmers	Comments
Altona	Not detected	
Williamstown	Not detected	
Sandridge	Not detected	
Port Melbourne	Not detected	
Middle Park	Not detected	
St Kilda	Not detected	
Elwood	Not detected	
Brighton	Not detected	