

# Baywide Beach Monitoring Assessment

Week commencing Monday 18 May 2009



## Legend

	○ Levels are within guidelines.
	◇ Elevated levels – an investigation has commenced into the source.
	■ Advisory
	Some results are pending for this site this week.
	▶ Not available.

Beach	Bacteria	Metals	Organic chemicals	Algae
Werribee South	○	○	○	▶
Altona	○	○	○	○
Williamstown	○	○	○	○
Sandridge	○	○	○	○
Port Melbourne	○	○	○	○
Middle Park	○	○	○	○
St Kilda	○	○	○	○
Elwood	○	○	○	○
Brighton	○	○	○	○
Hampton	○	○	○	▶
Sandringham	○	○	○	▶
Half Moon Bay	○	○	○	▶
Beaumaris	○	○	○	▶
Mentone	○	○	○	▶
Mordialloc	○	○	○	▶
Aspendale North	○	○	○	▶
Carrum	○	○	○	▶
Seaford	○	○	○	▶
Frankston LSC	○	○	○	▶
Frankston CG	○	○	○	▶
Canadian Bay	○	○	○	▶
Mornington	○	○	○	▶
Mt Martha	○	○	○	▶
Safety	○	○	○	▶
Dromana	○	○	○	▶
Rosebud	○	○	○	▶
Rye	○	○	○	▶
Blairgowrie	○	○	○	▶
Sorrento	○	○	○	▶
Portsea	○	○	○	▶
Queenscliff	○	○	○	▶
St Leonards	○	○	○	▶
Portarlington	○	○	○	▶
The Dell	○	○	○	▶
Eastern	○	○	○	▶
St Helens	○	○	○	▶

## Enterococci - Baywide Beach Monitoring

(organisms per 100 mL)

Sampling Date – 18 May 2009



### Legend

	○ Levels are within guidelines (i.e., less than 500 organisms/100mL)
	◇ Elevated levels – an investigation has commenced into the source. (i.e., more than 500 organisms/100mL)
	■ Advisory
	The data for this site are unavailable this week.

Beach	Enterococci
Werribee South	<10
Altona	31
Williamstown	10
Sandridge	<10
Port Melbourne	20
Middle Park	10
St Kilda	10
Elwood	<10
Brighton	10
Hampton	<10
Sandringham	63
Half Moon Bay	31
Beaumaris	63
Mentone	<10
Mordialloc	<10
Aspendale North	<10
Carrum	<10
Seaford	<10
Frankston LSC	96
Frankston CG	20
Canadian Bay	<10
Mornington	160
Mt Martha	<10
Safety	41
Dromana	99
Rosebud	10
Rye	10
Blairstown	20
Sorrento	<10
Portsea	<10
Queenscliff	10
St Leonards	30
Portarlington	<10
The Dell	<10
Eastern	<10
St Helens	<10

## Metals - Baywide Beach Monitoring

(µg/L)

Sampling Date – 18 May 2009

### Legend

	○ Levels are within guidelines.
	◇ Elevated levels – an investigation has commenced into the source.
	■ Advisory
	The data for this site are unavailable this week.

	Arsenic	Cadmium	Chromium	Copper	Lead	Manganese	Mercury	Nickel	Zinc
<b>Guideline Level</b>	70	20	500	20000	100	5000	10	200	30000

Beach	Arsenic	Cadmium	Chromium	Copper	Lead	Manganese	Mercury	Nickel	Zinc
Werribee South	2.3	0.2	<0.5	<1	<0.2	8.3	<0.1	0.9	<5
Altona	2.5	<0.2	<0.5	2	0.5	14.0	<0.1	0.8	<5
Williamstown	2.4	<0.2	<0.5	<1	0.4	2.7	<0.1	0.7	<5
Sandridge	2.4	<0.2	<0.5	<1	0.2	7.7	<0.1	0.8	<5
Port Melbourne	2.4	<0.2	<0.5	<1	<0.2	4.7	<0.1	0.7	<5
Middle Park	2.4	<0.2	<0.5	<1	0.3	5.0	<0.1	0.8	<5
St Kilda	2.5	<0.2	<0.5	<1	0.4	5.0	<0.1	0.9	5
Elwood	2.4	<0.2	<0.5	<1	0.3	3.7	<0.1	0.7	<5
Brighton	2.4	<0.2	0.6	<1	<0.2	3.0	<0.1	0.8	<5
Hampton	2.3	<0.2	<0.5	<1	0.2	2.8	<0.1	0.8	<5
Sandringham	2.3	<0.2	<0.5	<1	<0.2	2.9	<0.1	0.8	<5
Half Moon Bay	2.4	<0.2	<0.5	<1	0.6	3.0	<0.1	0.8	<5
Beaumaris	2.4	<0.2	<0.5	<1	<0.2	2.8	<0.1	0.7	<5
Mentone	2.4	<0.2	2.9	<1	0.4	4.9	<0.1	0.9	<5
Mordialloc	2.3	<0.2	<0.5	<1	<0.2	3.0	<0.1	0.7	<5
Aspendale North	2.2	<0.2	<0.5	<1	<0.2	7.7	<0.1	0.8	5
Carrum	2.4	<0.2	<0.5	<1	0.3	5.7	<0.1	0.8	<5
Seaford	2.2	<0.2	<0.5	<1	0.2	4.7	<0.1	0.8	<5
Frankston LSC	2.3	<0.2	<0.5	<1	<0.2	2.6	<0.1	0.6	<5
Frankston CG	2.3	<0.2	<0.5	<1	0.9	3.2	<0.1	0.6	<5
Canadian Bay	2.3	<0.2	<0.5	<1	0.5	2.5	<0.1	0.6	<5
Mornington	2.2	<0.2	<0.5	<1	<0.2	2.2	<0.1	<0.5	<5
Mt Martha	2.0	<0.2	<0.5	<1	<0.2	2.2	<0.1	<0.5	<5
Safety	2.0	<0.2	<0.5	<1	0.9	2.0	<0.1	<0.5	<5
Dromana	2.0	<0.2	<0.5	<1	0.4	1.6	<0.1	<0.5	<5
Rosebud	2.1	<0.2	<0.5	<1	<0.2	4.6	<0.1	<0.5	<5
Rye	2.1	<0.2	<0.5	<1	<0.2	2.0	<0.1	<0.5	<5
Blairgowrie	2.0	<0.2	<0.5	<1	1.2	2.1	<0.1	<0.5	<5
Sorrento	2.0	<0.2	0.5	<1	<0.2	1.5	<0.1	<0.5	<5
Portsea	2.8	<0.2	0.9	<1	3.1	8.4	<0.1	0.7	<5
Queenscliff	3.4	<0.2	<0.5	<1	0.2	3.0	<0.1	0.5	<5
St Leonards	2.7	<0.2	<0.5	<1	<0.2	4.6	<0.1	0.7	<5
Portarlinton	2.4	<0.2	<0.5	<1	<0.2	3.1	<0.1	0.6	<5
The Dell	2.4	0.3	<0.5	<1	<0.2	6.1	<0.1	0.9	<5
Eastern	2.7	0.3	<0.5	1	0.4	7.9	<0.1	1.1	<5
St Helens	2.5	0.2	0.7	<1	0.4	5.8	<0.1	1.1	<5







## Algae - Baywide Beach Monitoring

Sampling Date – 18 May 2009



### Legend

	Not detected
	◇ Elevated levels – an investigation has commenced into the source.
	■ Advisory
	The data for this site are unavailable this week.

Beach	Species considered harmful to swimmers	Comments
Altona	Not detected	
Williamstown	Not detected	
Sandridge	Not detected	
Port Melbourne	Not detected	
Middle Park	Not detected	
St Kilda	Not detected	
Elwood	Not detected	
Brighton	Not detected	