

Baywide Beach Monitoring Assessment

Week commencing Monday 11 May 2009



Legend

	○ Levels are within guidelines.
	◇ Elevated levels – an investigation has commenced into the source.
	■ Advisory
	Some results are pending for this site this week.
	▶ Not available.

Beach	Bacteria	Metals	Organic chemicals	Algae
Werribee South	○	○	○	▶
Altona	○	○	○	○
Williamstown	○	○	○	○
Sandridge	○	○	○	○
Port Melbourne	○	○	○	○
Middle Park	○	○	○	○
St Kilda	○	○	○	○
Elwood	○	○	○	○
Brighton	○	○	○	○
Hampton	○	○	○	▶
Sandringham	○	○	○	▶
Half Moon Bay	○	○	○	▶
Beaumaris	○	○	○	▶
Mentone	○	○	○	▶
Mordialloc	○	○	○	▶
Aspendale North	○	○	○	▶
Carrum	○	○	○	▶
Seaford	○	○	○	▶
Frankston LSC	○	○	○	▶
Frankston CG	○	○	○	▶
Canadian Bay	○	○	○	▶
Mornington	○	○	○	▶
Mt Martha	○	○	○	▶
Safety	○	○	○	▶
Dromana	○	○	○	▶
Rosebud	○	○	○	▶
Rye	○	○	○	▶
Blairgowrie	○	○	○	▶
Sorrento	○	○	○	▶
Portsea	○	○	○	▶
Queenscliff	○	○	○	▶
St Leonards	○	○	○	▶
Portarlington	○	○	○	▶
The Dell	○	○	○	▶
Eastern	○	○	○	▶
St Helens	○	○	○	▶

Enterococci - Baywide Beach Monitoring

(organisms per 100 mL)

Sampling Date – 11 May 2009



Legend

	○ Levels are within guidelines (i.e., less than 500 organisms/100mL)
	◇ Elevated levels – an investigation has commenced into the source. (i.e., more than 500 organisms/100mL)
	■ Advisory
	The data for this site are unavailable this week.

Beach	Enterococci
Werribee South	<10
Altona	30
Williamstown	<10
Sandridge	10
Port Melbourne	<10
Middle Park	<10
St Kilda	63
Elwood	<10
Brighton	<10
Hampton	10
Sandringham	41
Half Moon Bay	74
Beaumaris	<10
Mentone	63
Mordialloc	<10
Aspendale North	<10
Carrum	<10
Seaford	20
Frankston LSC	<10
Frankston CG	<10
Canadian Bay	<10
Mornington	41
Mt Martha	31
Safety	<10
Dromana	10
Rosebud	86
Rye	<10
Blairstown	41
Sorrento	<10
Portsea	<10
Queenscliff	<10
St Leonards	<10
Portarlington	<10
The Dell	10
Eastern	<10
St Helens	20

Metals - Baywide Beach Monitoring

(µg/L)

Sampling Date – 11 May 2009

Legend

	○ Levels are within guidelines.
	◇ Elevated levels – an investigation has commenced into the source.
	■ Advisory
	The data for this site are unavailable this week.

	Arsenic	Cadmium	Chromium	Copper	Lead	Manganese	Mercury	Nickel	Zinc
Guideline Level	70	20	500	20000	100	5000	10	200	30000





Beach	Arsenic	Cadmium	Chromium	Copper	Lead	Manganese	Mercury	Nickel	Zinc
Werribee South	2.8	<0.2	<0.5	<1	0.4	21.0	<0.1	1.5	<5
Altona	2.6	<0.2	<0.5	<1	0.2	24.0	<0.1	0.8	<5
Williamstown	2.3	<0.2	<0.5	<1	<0.2	3.1	<0.1	0.6	<5
Sandridge	2.4	<0.2	<0.5	<1	0.3	8.7	<0.1	0.9	<5
Port Melbourne	2.3	<0.2	<0.5	<1	0.2	8.2	<0.1	0.9	<5
Middle Park	2.4	0.2	<0.5	<1	0.3	5.4	<0.1	0.7	<5
St Kilda	2.3	0.2	<0.5	<1	0.2	4.2	<0.1	0.7	6
Elwood	2.5	0.2	<0.5	<1	0.5	3.9	<0.1	0.7	<5
Brighton	2.3	<0.2	<0.5	<1	<0.2	2.5	<0.1	0.7	<5
Hampton	2.4	<0.2	<0.5	<1	<0.2	2.5	<0.1	0.7	<5
Sandringham	2.4	<0.2	<0.5	<1	0.3	2.7	<0.1	0.7	<5
Half Moon Bay	2.5	<0.2	<0.5	<1	<0.2	2.9	<0.1	0.8	<5
Beaumaris	2.7	<0.2	0.8	<1	1.2	3.8	<0.1	0.7	<5
Mentone	2.5	<0.2	<0.5	<1	0.2	6.1	<0.1	0.7	<5
Mordialloc	2.4	0.2	<0.5	<1	<0.2	3.9	<0.1	0.7	<5
Aspendale North	2.5	<0.2	<0.5	<1	<0.2	5.4	<0.1	0.8	<5
Carrum	2.3	<0.2	0.7	<1	<0.2	5.6	<0.1	0.8	<5
Seaford	2.5	0.2	<0.5	<1	<0.2	4.9	<0.1	0.9	<5
Frankston LSC	2.4	0.2	<0.5	<1	<0.2	4.4	<0.1	1.1	<5
Frankston CG	2.4	<0.2	<0.5	<1	<0.2	3.8	<0.1	0.7	<5
Canadian Bay	2.6	<0.2	<0.5	1	<0.2	3.7	<0.1	1.3	<5
Mornington	2.5	0.2	<0.5	2	0.3	5.4	<0.1	3.1	7
Mt Martha	2.7	0.2	<0.5	1	<0.2	3.1	<0.1	0.7	<5
Safety	2.4	<0.2	<0.5	<1	<0.2	3.2	<0.1	0.6	<5
Dromana	2.6	<0.2	2.9	1	<0.2	4.2	<0.1	0.8	<5
Rosebud	2.4	<0.2	<0.5	<1	<0.2	3.7	<0.1	0.6	<5
Rye	2.5	<0.2	<0.5	<1	<0.2	4.0	<0.1	0.6	<5
Blairgowrie	2.3	<0.2	<0.5	<1	<0.2	2.1	<0.1	0.5	<5
Sorrento	2.2	<0.2	<0.5	<1	<0.2	1.6	<0.1	<0.5	<5
Portsea	2.2	<0.2	<0.5	<1	<0.2	1.5	<0.1	<0.5	<5
Queenscliff	2.0	<0.2	<0.5	<1	0.2	1.5	<0.1	<0.5	<5
St Leonards	2.0	<0.2	<0.5	<1	0.3	2.1	<0.1	0.6	<5
Portarlinton	2.4	<0.2	<0.5	<1	<0.2	3.3	<0.1	0.6	<5
The Dell	2.9	0.2	1.0	<1	0.7	13.0	<0.1	1.6	<5
Eastern	2.6	0.2	<0.5	<1	0.2	7.3	<0.1	0.9	<5
St Helens	2.6	0.2	<0.5	<1	0.6	7.9	<0.1	1.0	<5

Algae - Baywide Beach Monitoring

Sampling Date – 11 May 2009



Legend

	Not detected
	◇ Elevated levels – an investigation has commenced into the source.
	■ Advisory
	The data for this site are unavailable this week.

Beach	Species considered harmful to swimmers	Comments
Altona	Not detected	
Williamstown	Not detected	
Sandridge	Not detected	
Port Melbourne	Not detected	
Middle Park	Not detected	
St Kilda	Not detected	
Elwood	Not detected	
Brighton	Not detected	