






# Baywide Beach Monitoring Assessment

Week commencing Monday 6 April 2009



## Legend

	○ Levels are within guidelines.
	◇ Elevated levels – an investigation has commenced into the source.
	■ Advisory
	Some results are pending for this site this week.
	▶ This parameter is not measured at this beach.

Beach	Bacteria	Metals	Organics	Algae
Werribee South	○	○	○	▶
Altona	○	○	○	○
Williamstown	○	○	○	○
Sandridge	○	○	○	○
Port Melbourne	○	○	○	○
Middle Park	○	○	○	○
St Kilda	○	○	○	○
Elwood	○	○	○	○
Brighton	○	○	○	○
Hampton	○	○	○	▶
Sandringham	○	○	○	▶
Half Moon Bay	○	○	○	▶
Beaumaris	○	○	○	▶
Mentone	○	○	○	▶
Mordialloc	○	○	○	▶
Aspendale North	○	○	○	▶
Carrum	○	○	○	▶
Seaford	○	○	○	▶
Frankston LSC	○	○	○	▶
Frankston CG	○	○	○	▶
Canadian Bay	○	○	○	▶
Mornington	○	○	○	▶
Mt Martha	○	○	○	▶
Safety	○	○	○	▶
Dromana	○	○	○	▶
Rosebud	○	○	○	▶
Rye	○	○	○	▶
Blairgowrie	○	○	○	▶
Sorrento	○	○	○	▶
Portsea	○	○	○	▶
Queenscliff	○	○	○	▶
St Leonards	○	○	○	▶
Portarlington	○	○	○	▶
The Dell	○	○	○	▶
Eastern	○	○	○	▶
St Helens	○	○	○	▶

## Enterococci - Baywide Beach Monitoring

(organisms per 100 mL)

Sampling Date – 6 April 2009



### Legend



- Levels are within guidelines  
(i.e., less than 500 organisms/100mL)
- ◇ Elevated levels – an investigation has commenced into the source.  
(i.e., more than 500 organisms/100mL)
- Advisory

The data for this site are unavailable this week.

Beach	Enterococci
Werribee South	<10
Altona	180
Williamstown	10
Sandridge	62
Port Melbourne	<10
Middle Park	10
St Kilda	390
Elwood	20
Brighton	10
Hampton	30
Sandringham	52
Half Moon Bay	<10
Beaumaris	<10
Mentone	10
Mordialloc	210
Aspendale North	<10
Carrum	<10
Seaford	10
Frankston LSC	31
Frankston CG	<10
Canadian Bay	10
Mornington	<10
Mt Martha	10
Safety	20
Dromana	120
Rosebud	63
Rye	41
Blairstown	<10
Sorrento	<10
Portsea	30
Queenscliff	30
St Leonards	<10
Portarlington	10
The Dell	10
Eastern	<10
St Helens	<10

# Metals - Baywide Beach Monitoring

(µg/L)

Sampling Date – 6 April 2009



## Legend

	○ Levels are within guidelines.
	◇ Elevated levels – an investigation has commenced into the source.
	■ Advisory
	The data for this site are unavailable this week.

	Arsenic	Cadmium	Chromium	Copper	Lead	Manganese	Mercury	Nickel	Zinc
<b>Guideline Level</b>	70	20	500	20000	100	5000	10	200	30000

Beach	Arsenic	Cadmium	Chromium	Copper	Lead	Manganese	Mercury	Nickel	Zinc
Werribee South	3.9	0.3	0.6	<1	1.1	22.0	<0.1	1.6	<5
Altona	4.4	0.3	2.7	2	2.7	180	<0.1	2.3	8
Williamstown	2.9	<0.2	<0.5	<1	0.5	5.6	<0.1	0.7	<5
Sandridge	3.3	<0.2	<0.5	<1	0.7	10.0	<0.1	0.8	<5
Port Melbourne	4.0	<0.2	<0.5	<1	0.2	15.0	<0.1	1.4	7
Middle Park	4.3	0.2	1.6	1	2.1	15.0	<0.1	1.4	7
St Kilda	3.3	0.2	<0.5	1	1.2	10.0	<0.1	0.8	10
Elwood	3.5	<0.2	<0.5	<1	0.4	12.0	<0.1	0.8	<5
Brighton	3.4	0.2	<0.5	<1	0.4	7.2	<0.1	0.7	<5
Hampton	3.6	0.2	<0.5	<1	0.8	15.0	<0.1	1.1	<5
Sandringham	3.5	0.2	<0.5	<1	0.6	8.3	<0.1	0.8	<5
Half Moon Bay	3.4	0.2	<0.5	<1	0.5	8.0	<0.1	0.7	<5
Beaumaris	3.1	0.2	<0.5	<1	0.4	4.6	<0.1	0.6	<5
Mentone	3.0	<0.2	<0.5	<1	0.8	8.6	<0.1	0.6	<5
Mordialloc	4.4	0.2	2.6	1	2.2	13.0	<0.1	1.1	12
Aspendale North	3.1	0.2	<0.5	<1	0.2	6.2	<0.1	0.5	<5
Carrum	2.8	0.2	<0.5	<1	<0.2	5.5	<0.1	<0.5	<5
Seaford	2.9	0.2	<0.5	<1	<0.2	5.9	0.1	0.8	<5
Frankston LSC	3.0	<0.2	<0.5	<1	0.2	6.4	<0.1	0.8	<5
Frankston CG	3.0	0.2	<0.5	<1	0.3	5.1	<0.1	0.7	<5
Canadian Bay	3.1	0.2	<0.5	<1	0.3	11.0	<0.1	0.7	<5
Mornington	3.1	0.2	<0.5	<1	<0.2	5.3	<0.1	0.7	<5
Mt Martha	2.8	0.2	<0.5	<1	<0.2	3.9	<0.1	0.6	<5
Safety	2.6	<0.2	<0.5	<1	<0.2	3.2	<0.1	0.6	<5
Dromana	2.4	<0.2	<0.5	<1	<0.2	2.1	<0.1	0.5	<5
Rosebud	2.4	<0.2	<0.5	<1	0.2	3.9	<0.1	0.6	<5
Rye	2.5	<0.2	<0.5	<1	<0.2	3.2	<0.1	0.6	<5
Blairgowrie	2.5	0.3	<0.5	<1	<0.2	2.7	<0.1	0.5	<5
Sorrento	2.5	0.4	<0.5	<1	<0.2	2.3	0.1	0.6	<5
Portsea	2.2	1.4	<0.5	4	0.5	2.2	<0.1	0.7	6
Queenscliff	3.9	0.2	0.8	<1	2.2	5.4	<0.1	<0.5	<5
St Leonards	3.1	0.2	<0.5	<1	<0.2	4.9	<0.1	<0.5	<5
Portarlington	3.0	0.2	1.1	<1	<0.2	6.2	<0.1	0.8	<5
The Dell	2.9	0.2	<0.5	<1	0.7	29.0	<0.1	2.0	7
Eastern	3.6	0.3	<0.5	<1	0.2	11.0	<0.1	0.8	<5
St Helens	3.5	0.2	<0.5	<1	0.4	8.0	<0.1	0.9	5



## Algae - Baywide Beach Monitoring

Sampling Date – 6 April 2009



Beach	Species considered harmful to swimmers	Comments
Altona	Not detected	
Williamstown	Not detected	
Sandridge	Not detected	
Port Melbourne	Not detected	
Middle Park	Not detected	
St Kilda	Not detected	
Elwood	Not detected	
Brighton	Not detected	