






Baywide Beach Monitoring Assessment

Week commencing Monday 23 March 2009



Legend

	○ Levels are within guidelines.
	◇ Elevated levels – an investigation has commenced into the source.
	■ Advisory
	Some results are pending for this site this week.
	▶ This parameter is not measured at this beach.

Beach	Bacteria	Metals	Organics	Algae
Werribee South	○	○	○	▶
Altona	○	○	○	○
Williamstown	○	○	○	○
Sandridge	○	○	○	○
Port Melbourne	○	○	○	○
Middle Park	○	○	○	○
St Kilda	○	○	○	○
Elwood	◇	○	○	○
Brighton	○	○	○	○
Hampton	○	○	○	▶
Sandringham	○	○	○	▶
Half Moon Bay	○	○	○	▶
Beaumaris	○	○	○	▶
Mentone	○	○	○	▶
Mordialloc	○	○	○	▶
Aspendale North	○	○	○	▶
Carrum	○	○	○	▶
Seaford	○	○	○	▶
Frankston LSC	○	○	○	▶
Frankston CG	○	○	○	▶
Canadian Bay	○	○	○	▶
Mornington	○	○	○	▶
Mt Martha	○	○	○	▶
Safety	○	○	○	▶
Dromana	○	○	○	▶
Rosebud	○	○	○	▶
Rye	○	○	○	▶
Blairgowrie	○	○	○	▶
Sorrento	○	○	○	▶
Portsea	○	○	○	▶
Queenscliff	○	○	○	▶
St Leonards	○	○	○	▶
Portarlington	○	○	○	▶
The Dell	○	○	○	▶
Eastern	○	○	○	▶
St Helens	○	○	○	▶

Enterococci - Baywide Beach Monitoring

(organisms per 100 mL)

Sampling Date – 23 March 2009



Legend

	○ Levels are within guidelines (i.e., less than 500 organisms/100mL)
	◇ Elevated levels – an investigation has commenced into the source. (i.e., more than 500 organisms/100mL)
	■ Advisory
	The data for this site are unavailable this week.

Beach	Enterococci
Werribee South	10
Altona	10
Williamstown	41
Sandridge	20
Port Melbourne	10
Middle Park	20
St Kilda	41
Elwood	1200
Brighton	10
Hampton	20
Sandringham	10
Half Moon Bay	31
Beaumaris	52
Mentone	120
Mordialloc	20
Aspendale North	41
Carrum	<10
Seaford	<10
Frankston LSC	98
Frankston CG	20
Canadian Bay	<10
Mornington	<10
Mt Martha	10
Safety	<10
Dromana	10
Rosebud	20
Rye	30
Blairstown	<10
Sorrento	74
Portsea	<10
Queenscliff	52
St Leonards	74
Portarlington	<10
The Dell	<10
Eastern	10
St Helens	<10

Metals - Baywide Beach Monitoring

(µg/L)

Sampling Date – 23 March 2009



Legend

- Levels are within guidelines.
- ◇ Elevated levels – an investigation has commenced into the source.
- Advisory
- The data for this site are unavailable this week.

	Arsenic	Cadmium	Chromium	Copper	Lead	Manganese	Mercury	Nickel	Zinc
Guideline Level	70	20	500	20000	100	5000	10	200	30000

Beach	Arsenic	Cadmium	Chromium	Copper	Lead	Manganese	Mercury	Nickel	Zinc
Werribee South	4.4	0.2	1.6	<1	0.6	15.0	0.1	1.9	<5
Altona	3.5	0.2	1.0	<1	0.7	26.0	0.1	0.9	<5
Williamstown	3.0	0.2	<0.5	<1	<0.2	3.8	0.1	<0.5	<5
Sandridge	3.2	0.2	0.7	<1	0.6	7.8	0.1	0.6	5
Port Melbourne	3.5	0.2	0.6	<1	0.9	7.9	0.1	0.7	11
Middle Park	3.4	0.2	0.6	<1	1.0	9.2	0.1	0.7	12
St Kilda	3.3	0.2	<0.5	<1	1.1	12.0	0.1	0.6	12
Elwood	3.3	0.2	<0.5	<1	0.4	6.1	0.1	<0.5	7
Brighton	3.1	0.2	<0.5	<1	0.4	5.9	0.1	0.7	10
Hampton	3.1	0.2	<0.5	<1	0.6	5.4	0.1	1.0	18
Sandringham	3.2	0.2	<0.5	<1	<0.2	4.3	0.1	<0.5	<5
Half Moon Bay	3.7	0.2	<0.5	<1	0.5	7.2	0.1	0.6	<5
Beaumaris	3.0	0.2	<0.5	<1	<0.2	3.3	0.1	<0.5	<5
Mentone	3.8	0.2	1.1	<1	1.5	17.0	0.1	0.9	8
Mordialloc	3.4	0.3	0.8	<1	1.1	13.0	0.1	0.8	8
Aspendale North	3.6	0.2	0.6	<1	0.9	15.0	0.1	0.7	6
Carrum	3.1	0.2	<0.5	<1	<0.2	5.2	0.1	<0.5	<5
Seaford	3.2	<0.2	<0.5	<1	<0.2	3.4	<0.1	<0.5	<5
Frankston LSC	3.6	<0.2	<0.5	<1	0.2	4.7	<0.1	<0.5	5
Frankston CG	3.4	<0.2	<0.5	<1	<0.2	4.9	0.1	<0.5	6
Canadian Bay	3.0	<0.2	<0.5	<1	<0.2	4.9	0.1	0.8	6
Mornington	3.2	<0.2	<0.5	<1	<0.2	5.2	0.1	<0.5	<5
Mt Martha	3.2	<0.2	<0.5	<1	<0.2	5.6	0.1	<0.5	<5
Safety	3.5	0.2	<0.5	<1	<0.2	4.1	0.1	<0.5	<5
Dromana	3.5	<0.2	<0.5	<1	<0.2	3.6	0.1	<0.5	<5
Rosebud	3.7	0.3	<0.5	<1	0.4	6.7	0.1	<0.5	<5
Rye	3.2	0.2	<0.5	<1	<0.2	3.8	0.1	<0.5	<5
Blairgowrie	3.3	<0.2	<0.5	<1	<0.2	3.6	0.1	<0.5	<5
Sorrento	3.0	0.2	<0.5	<1	<0.2	2.3	0.1	<0.5	<5
Portsea	2.6	0.2	<0.5	<1	<0.2	1.8	0.1	<0.5	<5
Queenscliff	2.7	0.2	<0.5	<1	<0.2	0.9	0.1	<0.5	<5
St Leonards	3.0	0.2	<0.5	<1	<0.2	3.5	0.1	<0.5	<5
Portarlington	3.2	0.2	<0.5	<1	<0.2	6.2	0.1	<0.5	<5
The Dell	3.3	0.2	<0.5	<1	<0.2	9.2	0.1	<0.5	<5
Eastern	3.6	0.2	<0.5	<1	<0.2	9.6	0.1	0.5	<5
St Helens	3.5	0.3	<0.5	<1	<0.2	7.8	0.1	0.6	<5

Algae - Baywide Beach Monitoring

Sampling Date – 23 March 2009



Beach	Species considered harmful to swimmers	Comments
Altona	Not detected	
Williamstown	Not detected	
Sandridge	Not detected	
Port Melbourne	Not detected	
Middle Park	Not detected	
St Kilda	Not detected	
Elwood	Not detected	
Brighton	Not detected	