






# Baywide Beach Monitoring Assessment

Week commencing Monday 16 March 2009



## Legend

	○ Levels are within guidelines.
	◇ Elevated levels – an investigation has commenced into the source.
	■ Advisory
	Some results are pending for this site this week.
	▶ This parameter is not measured at this beach.

Beach	Bacteria	Metals	Organics	Algae
Werribee South	○	○	○	▶
Altona	○	○	○	○
Williamstown	○	○	○	○
Sandridge	○	○	○	○
Port Melbourne	○	○	○	○
Middle Park	○	○	○	○
St Kilda	○	○	○	○
Elwood	◇	○	○	○
Brighton	○	○	○	○
Hampton	○	○	○	▶
Sandringham	○	○	○	▶
Half Moon Bay	○	○	○	▶
Beaumaris	○	○	○	▶
Mentone	○	○	○	▶
Mordialloc	○	○	○	▶
Aspendale North	○	○	○	▶
Carrum	◇	○	○	▶
Seaford	○	○	○	▶
Frankston LSC	○	○	○	▶
Frankston CG	○	○	○	▶
Canadian Bay	○	○	○	▶
Mornington	○	○	○	▶
Mt Martha	○	○	○	▶
Safety	○	○	○	▶
Dromana	○	○	○	▶
Rosebud	○	○	○	▶
Rye	○	○	○	▶
Blairgowrie	○	○	○	▶
Sorrento	○	○	○	▶
Portsea	○	○	○	▶
Queenscliff	○	○	○	▶
St Leonards	○	○	○	▶
Portarlington	○	○	○	▶
The Dell	○	○	○	▶
Eastern	○	○	○	▶
St Helens	○	○	○	▶

## Enterococci - Baywide Beach Monitoring

(organisms per 100 mL)

Sampling Date – 16 March 2009



### Legend

	○ Levels are within guidelines (i.e., less than 500 organisms/100mL)
	◇ Elevated levels – an investigation has commenced into the source. (i.e., more than 500 organisms/100mL)
	■ Advisory
	The data for this site are unavailable this week.

Beach	Enterococci
Werribee South	52
Altona	310
Williamstown	130
Sandridge	31
Port Melbourne	41
Middle Park	86
St Kilda	96
Elwood	510
Brighton	41
Hampton	31
Sandringham	10
Half Moon Bay	41
Beaumaris	10
Mentone	10
Mordialloc	<10
Aspendale North	190
Carrum	1100
Seaford	320
Frankston LSC	10
Frankston CG	74
Canadian Bay	20
Mornington	31
Mt Martha	63
Safety	31
Dromana	97
Rosebud	390
Rye	86
Blairstown	20
Sorrento	<10
Portsea	63
Queenscliff	130
St Leonards	52
Portarlington	63
The Dell	74
Eastern	10
St Helens	20

# Metals - Baywide Beach Monitoring

(µg/L)

Sampling Date – 16 March 2009



## Legend

	○ Levels are within guidelines.
	◇ Elevated levels – an investigation has commenced into the source.
	■ Advisory
	The data for this site are unavailable this week.

	Arsenic	Cadmium	Chromium	Copper	Lead	Manganese	Mercury	Nickel	Zinc
<b>Guideline Level</b>	70	20	500	20000	100	5000	10	200	30000

Beach	Arsenic	Cadmium	Chromium	Copper	Lead	Manganese	Mercury	Nickel	Zinc
Werribee South	3.4	0.3	2.9	1	4.2	15.0	0.1	0.9	<5
Altona	3.4	0.2	4.6	<1	1.9	27.0	0.1	0.8	<5
Williamstown	3.1	0.2	<0.5	<1	0.5	5.6	0.1	<0.5	<5
Sandridge	3.2	0.2	<0.5	<1	0.4	8.7	0.1	<0.5	<5
Port Melbourne	3.3	0.2	0.8	<1	0.2	8.2	0.1	<0.5	<5
Middle Park	3.3	<0.2	<0.5	<1	<0.2	7.2	<0.1	0.6	<5
St Kilda	3.4	0.2	<0.5	<1	1.1	9.0	0.1	0.7	6
Elwood	3.7	<0.2	0.8	1	1.8	13.0	0.1	0.8	12
Brighton	3.5	0.2	1.7	<1	1.1	8.7	0.1	0.8	9
Hampton	3.4	0.2	1.7	<1	0.8	12.0	0.1	0.8	6
Sandringham	3.2	0.2	<0.5	<1	0.5	8.0	0.1	0.7	<5
Half Moon Bay	3.8	0.2	0.6	<1	1.1	11.0	0.1	0.8	<5
Beaumaris	3.5	0.3	<0.5	<1	<0.2	7.8	0.1	0.6	<5
Mentone	3.2	0.2	<0.5	<1	<0.2	6.4	0.1	<0.5	<5
Mordialloc	3.3	0.2	<0.5	<1	0.3	7.2	0.1	0.5	<5
Aspendale North	3.4	0.2	<0.5	<1	0.6	9.6	0.1	0.7	10
Carrum	3.1	<0.2	0.5	<1	1.2	14.0	<0.1	1.0	15
Seaford	3.2	<0.2	0.5	<1	0.9	10.0	<0.1	0.8	10
Frankston LSC	3.7	<0.2	<0.5	<1	0.8	8.5	<0.1	0.5	6
Frankston CG	4.1	<0.2	<0.5	<1	0.7	10.0	<0.1	0.6	9
Canadian Bay	3.6	0.2	<0.5	<1	0.7	9.2	0.1	0.6	7
Mornington	3.1	<0.2	<0.5	<1	0.3	7.4	<0.1	<0.5	<5
Mt Martha	3.0	<0.2	<0.5	<1	0.4	6.1	<0.1	<0.5	<5
Safety	2.9	<0.2	1.3	<1	0.4	5.8	<0.1	<0.5	8
Dromana	2.8	<0.2	<0.5	<1	0.8	4.9	<0.1	<0.5	7
Rosebud	4.4	<0.2	3.9	4	4.9	22.0	0.1	2.0	12
Rye	2.7	<0.2	<0.5	1	0.4	2.9	<0.1	<0.5	7
Blairgowrie	2.7	<0.2	<0.5	<1	<0.2	2.4	<0.1	<0.5	<5
Sorrento	2.3	<0.2	0.7	<1	0.3	2.8	<0.1	<0.5	8
Portsea	2.2	<0.2	<0.5	<1	<0.2	1.3	<0.1	<0.5	7
Queenscliff	13.0	0.2	1.1	<1	0.5	6.4	0.1	<0.5	<5
St Leonards	3.5	0.3	<0.5	<1	0.3	4.7	0.1	<0.5	<5
Portarlington	4.5	0.3	2.5	<1	1.2	20.0	0.1	2.4	<5
The Dell	10.0	0.3	17.0	6	2.7	55.0	0.1	17.0	11
Eastern	4.1	0.3	<0.5	<1	0.3	12.0	0.1	0.7	<5
St Helens	3.8	0.3	<0.5	<1	0.2	11.0	0.1	0.7	<5



## Algae - Baywide Beach Monitoring

Sampling Date – 16 March 2009



Beach	Species considered harmful to swimmers	Comments
Altona	Not detected	
Williamstown	Not detected	
Sandridge	Not detected	
Port Melbourne	Not detected	
Middle Park	Not detected	
St Kilda	Not detected	
Elwood	Not detected	
Brighton	Not detected	