






Baywide Beach Monitoring Assessment

Week commencing Tuesday 27 January 2009



Legend

	○ Levels are within guidelines.
	◇ Elevated levels – an investigation has commenced into the source.
	■ Advisory
	Some results are pending for this site this week.
	▶ This parameter is not measured at this beach.

Beach	Bacteria	Metals	Organics	Algae
Werribee South	○	○	○	▶
Altona	○	○	○	○
Williamstown	○	○	○	○
Sandridge	○	○	○	○
Port Melbourne	○	○	○	○
Middle Park	○	○	○	○
St Kilda	○	○	○	○
Elwood	○	○	○	○
Brighton	○	○	○	○
Hampton	○	○	○	▶
Sandringham	○	○	○	▶
Half Moon Bay	○	○	○	▶
Beaumaris	○	○	○	▶
Mentone	○	○	○	▶
Mordialloc	○	○	○	▶
Aspendale North	○	○	○	▶
Carrum	○	○	○	▶
Seaford	○	○	○	▶
Frankston LSC	○	○	○	▶
Frankston CG	○	○	○	▶
Canadian Bay	○	○	○	▶
Mornington	■	○	○	▶
Mt Martha	○	○	○	▶
Safety	○	○	○	▶
Dromana	○	○	○	▶
Rosebud	○	○	○	▶
Rye	○	○	○	▶
Blairgowrie	○	○	○	▶
Sorrento	○	○	○	▶
Portsea	○	○	○	▶
Queenscliff	○	○	○	▶
St Leonards	○	○	○	▶
Portarlington	○	○	○	▶
The Dell	○	○	○	▶
Eastern	○	○	○	▶
St Helens	○	○	○	▶

Enterococci - Baywide Beach Monitoring

(organisms per 100 mL)

Sampling Date – 27 January 2009



Legend

	○ Levels are within guidelines (i.e., less than 500 organisms/100mL)
	◇ Elevated levels – an investigation has commenced into the source. (i.e., more than 500 organisms/100mL)
	■ Advisory
	The data for this site are unavailable this week.

Beach	Enterococci
Werribee South	<10
Altona	490
Williamstown	<10
Sandridge	<10
Port Melbourne	<10
Middle Park	<10
St Kilda	<10
Elwood	<10
Brighton	<10
Hampton	<10
Sandringham	<10
Half Moon Bay	<10
Beaumaris	<10
Mentone	10
Mordialloc	<10
Aspendale North	<10
Carrum	<10
Seaford	<10
Frankston LSC	<10
Frankston CG	10
Canadian Bay	20
Mornington	>24000
Mt Martha	<10
Safety	<10
Dromana	<10
Rosebud	<10
Rye	10
Blairstown	10
Sorrento	<10
Portsea	<10
Queenscliff	41
St Leonards	10
Portarlington	10
The Dell	<10
Eastern	<10
St Helens	<10

Metals - Baywide Beach Monitoring

(µg/L)

Sampling Date – 27 January 2009



Legend

	○ Levels are within guidelines.
	◇ Elevated levels – an investigation has commenced into the source.
	■ Advisory
	The data for this site are unavailable this week.

	Arsenic	Cadmium	Chromium	Copper	Lead	Manganese	Mercury	Nickel	Zinc
Guideline Level	70	20	500	20000	100	5000	10	200	30000

Beach	Arsenic	Cadmium	Chromium	Copper	Lead	Manganese	Mercury	Nickel	Zinc
Werribee South	3.5	<0.2	1.5	<1	1.3	12	<0.1	1.3	<5
Altona	3.4	<0.2	1.0	<1	2.5	65	<0.1	0.9	6
Williamstown	2.8	<0.2	<0.5	<1	<0.2	3.5	<0.1	<0.5	<5
Sandridge	2.9	<0.2	<0.5	<1	0.2	7.4	<0.1	0.7	<5
Port Melbourne	3.0	<0.2	1.0	<1	0.2	9.1	<0.1	0.7	<5
Middle Park	3.1	<0.2	<0.5	<1	0.4	6.6	<0.1	0.6	<5
St Kilda	3.0	<0.2	0.5	<1	0.3	4.6	<0.1	0.6	<5
Elwood	3.2	<0.2	<0.5	1	<0.2	5.0	<0.1	0.6	6
Brighton	3.0	<0.2	<0.5	<1	<0.2	2.9	<0.1	<0.5	<5
Hampton	2.9	<0.2	<0.5	<1	<0.2	3.0	<0.1	0.5	<5
Sandringham	2.9	<0.2	<0.5	1	<0.2	2.6	<0.1	<0.5	<5
Half Moon Bay	3.1	<0.2	<0.5	<1	<0.2	3.3	<0.1	<0.5	<5
Beaumaris	2.9	<0.2	<0.5	<1	<0.2	4.1	<0.1	<0.5	<5
Mentone	3.5	<0.2	0.7	<1	0.4	11	<0.1	<0.5	<5
Mordialloc	2.9	<0.2	<0.5	3	<0.2	4.7	<0.1	<0.5	<5
Aspendale North	3.2	<0.2	<0.5	<1	<0.2	9.1	<0.1	<0.5	<5
Carrum	2.9	<0.2	<0.5	<1	<0.2	6.2	<0.1	<0.5	<5
Seaford	3.0	<0.2	<0.5	<1	<0.2	5.6	<0.1	<0.5	<5
Frankston LSC	3.2	<0.2	<0.5	<1	<0.2	6.8	<0.1	0.5	<5
Frankston CG	3.2	<0.2	<0.5	<1	<0.2	7.1	<0.1	<0.5	<5
Canadian Bay	2.8	<0.2	<0.5	<1	<0.2	6.7	<0.1	<0.5	<5
Mornington	2.8	<0.2	<0.5	1	<0.2	6.9	<0.1	<0.5	<5
Mt Martha	2.8	<0.2	<0.5	<1	<0.2	8.4	<0.1	<0.5	<5
Safety	2.6	<0.2	0.6	<1	<0.2	4.6	<0.1	<0.5	<5
Dromana	2.7	<0.2	<0.5	1	<0.2	5.8	<0.1	<0.5	<5
Rosebud	2.7	<0.2	<0.5	1	0.3	6.2	<0.1	<0.5	<5
Rye	2.8	<0.2	<0.5	<1	<0.2	3.9	<0.1	<0.5	<5
Blairgowrie	2.8	<0.2	<0.5	<1	<0.2	2.9	<0.1	<0.5	<5
Sorrento	2.7	<0.2	<0.5	<1	<0.2	2.7	<0.1	<0.5	<5
Portsea	2.4	<0.2	1.0	<1	<0.2	2.0	<0.1	<0.5	<5
Queenscliff	4.9	<0.2	<0.5	<1	<0.2	2.2	<0.1	<0.5	<5
St Leonards	2.8	<0.2	<0.5	<1	<0.2	4.0	<0.1	<0.5	<5
Portarlington	2.9	<0.2	<0.5	<1	<0.2	8.6	<0.1	0.5	<5
The Dell	3.1	<0.2	<0.5	3	<0.2	14	<0.1	0.6	<5
Eastern	3.4	<0.2	<0.5	3	<0.2	9.4	<0.1	0.7	<5
St Helens	3.4	<0.2	<0.5	<1	0.3	7.9	<0.1	0.7	<5

Algae - Baywide Beach Monitoring

Sampling Date – 27 January 2009



Beach	Species considered harmful to swimmers	Comments
Altona	Not detected	
Williamstown	Not detected	
Sandridge	Not detected	
Port Melbourne	Not detected	
Middle Park	Not detected	
St Kilda	Not detected	
Elwood	Not detected	
Brighton	Not detected	