






# Baywide Beach Monitoring Assessment

Week commencing Monday 3 November 2008



## Legend

	○ Levels are within guidelines.
	◇ Elevated levels – an investigation has commenced into the source.
	■ Advisory
	The data for this site are unavailable this week.
	▶ This parameter is not measured at this beach.

Beach	Bacteria	Metals	Organics	Algae
Werribee South	○	○	○	▶
Altona	◇	○	○	○
Williamstown	○	○	○	○
Sandridge	○	○	○	○
Port Melbourne	○	○	○	○
Middle Park	○	○	○	○
St Kilda	○	○	○	○
Elwood	○	○	○	○
Brighton	○	○	○	○
Hampton	○	○	○	▶
Sandringham	○	○	○	▶
Half Moon Bay	○	○	○	▶
Beaumaris	○	○	○	▶
Mentone	○	○	○	▶
Mordialloc	○	○	○	▶
Aspendale North	○	○	○	▶
Carrum	○	○	○	▶
Seaford	○	○	○	▶
Frankston LSC	○	○	○	▶
Frankston CG	○	○	○	▶
Canadian Bay	○	○	○	▶
Mornington	○	○	○	▶
Mt Martha	○	○	○	▶
Safety	○	○	○	▶
Dromana	○	○	○	▶
Rosebud	○	○	○	▶
Rye	○	○	○	▶
Blairgowrie	○	○	○	▶
Sorrento	○	○	○	▶
Portsea	○	○	○	▶
Queenscliff	○	○	○	▶
St Leonards	○	○	○	▶
Portarlington	○	○	○	▶
The Dell	○	○	○	▶
Eastern	○	○	○	▶
St Helens	○	○	○	▶

## Enterococci - Baywide Beach Monitoring

(organisms per 100 mL)

Sampling Date – 3 November 2008



### Legend



- Levels are within guidelines  
(i.e., less than 500 organisms/100mL)
- ◇ Elevated levels – an investigation has commenced into the source.  
(i.e., more than 500 organisms/100mL)
- Advisory

The data for this site are unavailable this week.

Beach	Enterococci
Werribee South	<10
Altona	1500
Williamstown	20
Sandridge	<10
Port Melbourne	63
Middle Park	85
St Kilda	31
Elwood	96
Brighton	<10
Hampton	31
Sandringham	<10
Half Moon Bay	<10
Beaumaris	41
Mentone	30
Mordialloc	<10
Aspendale North	86
Carrum	41
Seaford	30
Frankston LSC	10
Frankston CG	<10
Canadian Bay	20
Mornington	41
Mt Martha	<10
Safety	10
Dromana	<10
Rosebud	<10
Rye	20
Blairstown	<10
Sorrento	<10
Portsea	<10
Queenscliff	<10
St Leonards	20
Portarlington	20
The Dell	52
Eastern	<10
St Helens	<10

# Metals - Baywide Beach Monitoring

(µg/L)

Sampling Date – 3 November 2008



## Legend

	○ Levels are within guidelines.
	◇ Elevated levels – an investigation has commenced into the source.
	■ Advisory
	The data for this site are unavailable this week.

	Arsenic	Cadmium	Chromium	Copper	Lead	Manganese	Mercury	Nickel	Zinc
<b>Guideline Level</b>	70	20	500	20000	100	5000	10	200	30000

Beach	Arsenic	Cadmium	Chromium	Copper	Lead	Manganese	Mercury	Nickel	Zinc
Werribee South	3.5	<0.2	0.8	<1	0.2	8.8	<0.1	1.5	<5
Altona	4.7	<0.2	<0.5	<1	0.2	57.3	<0.1	1.3	<5
Williamstown	3.0	<0.2	<0.5	<1	0.3	4.9	<0.1	0.8	<5
Sandridge	3.2	<0.2	<0.5	<1	1.7	20.6	<0.1	1.1	<5
Port Melbourne	2.9	<0.2	<0.5	<1	0.8	8.8	<0.1	1.2	<5
Middle Park	3.2	<0.2	<0.5	<1	1.8	24.8	<0.1	1.5	<5
St Kilda	3.5	<0.2	<0.5	<1	1.9	18.7	<0.1	1.2	11
Elwood	3.7	<0.2	0.8	<1	1.3	11.7	<0.1	1.3	12
Brighton	3.8	<0.2	<0.5	<1	5.4	60.2	<0.1	1.6	12
Hampton	3.4	<0.2	<0.5	<1	1.2	16.0	<0.1	1.4	<5
Sandringham	3.2	<0.2	<0.5	<1	2.4	15.5	<0.1	1.2	<5
Half Moon Bay	3.2	<0.2	<0.5	<1	0.8	12.2	<0.1	1.5	<5
Beaumaris	5.0	<0.2	1.4	<1	2.9	31.3	<0.1	1.9	14
Mentone	4.6	<0.2	1.2	1	5.9	24.7	<0.1	1.7	67
Mordialloc	3.6	<0.2	0.7	<1	1.8	12.2	<0.1	1.4	11
Aspendale North	3.2	<0.2	<0.5	4	0.5	7.9	<0.1	1.2	<5
Carrum	2.9	<0.2	<0.5	4	0.4	7.3	<0.1	1.1	<5
Seaford	2.9	<0.2	<0.5	<1	0.3	8.2	<0.1	0.7	<5
Frankston LSC	2.7	<0.2	<0.5	<1	0.5	8.5	<0.1	0.8	8
Frankston CG	3.1	<0.2	<0.5	<1	0.4	7.3	<0.1	0.8	6
Canadian Bay	2.8	<0.2	<0.5	<1	0.5	9.3	<0.1	1.2	9
Mornington	2.7	<0.2	<0.5	<1	0.2	5.6	<0.1	0.8	8
Mt Martha	3.0	<0.2	<0.5	<1	<0.2	5.4	<0.1	0.6	5
Safety	3.0	<0.2	<0.5	1	0.3	6.6	<0.1	0.6	<5
Dromana	2.8	<0.2	<0.5	<1	0.6	4.8	<0.1	0.6	<5
Rosebud	2.8	<0.2	<0.5	<1	0.6	6.2	<0.1	0.5	5
Rye	2.3	<0.2	<0.5	<1	<0.2	3.1	<0.1	<0.5	<5
Blairgowrie	2.9	<0.2	<0.5	<1	<0.2	3.9	<0.1	0.5	<5
Sorrento	2.7	<0.2	<0.5	<1	<0.2	2.3	<0.1	<0.5	<5
Portsea	2.1	<0.2	<0.5	<1	0.3	1.1	<0.1	<0.5	<5
Queenscliff	2.0	<0.2	<0.5	<1	0.2	3.7	<0.1	<0.5	<5
St Leonards	2.9	<0.2	<0.5	<1	0.8	3.4	<0.1	0.6	<5
Portarlington	3.0	<0.2	<0.5	<1	0.6	7.7	<0.1	0.8	<5
The Dell	3.4	<0.2	<0.5	<1	1.5	20.5	<0.1	1.3	<5
Eastern	3.3	<0.2	<0.5	<1	0.4	11.0	<0.1	1.2	<5
St Helens	2.8	<0.2	<0.5	<1	<0.2	11.9	<0.1	1.1	<5



## Algae - Baywide Beach Monitoring

Sampling Date – 3 November 2008



Beach	Species considered harmful to swimmers	Comments
Altona	Not detected	
Williamstown	Not detected	
Sandridge	Not detected	
Port Melbourne	Not detected	
Middle Park	Not detected	
St Kilda	Not detected	
Elwood	Not detected	
Brighton	Not detected	